








 Frivolten Cup 2017 Herrljunga (Sweden -Швеция) 20170526 - 20170527
 Individual trampoline – TRI U12 GIRLS (2005-2010) – Qualification

				S1	S2	S3	S4	S5	S6	S7	S8	S9	S10	L	A	E	D	H	Time	Total	Score	
1.	OVCHARUKA	Darja	LAT, BJC Daugmale	2005	1 4	2 5	3 4	2 3	2 4	2 3	3 4	2 4	3 4		0 0	16.0 15.9		8.70 9.30	13.300 13.720	13.300 13.720	38.000 49.220	87.22
2.	VOLSKA	Nikola	GER, NDS	2008	3 6	3 4	2 4	2 4	3 2	3 4	4 4	2 3	6 4	4 4	0 0	16.8 16.1		9.20 9.70	12.635 12.945	12.635 12.945	38.635 44.845	83.48
3.	KOLA	Sheridan	GER, NDS	2005	3 6	5 4	2 4	4 6	4 4	2 4	4 6	5 5	6 4	0 0	0 0	16.0 15.1		9.40 9.60	13.365 13.210	13.365 13.210	38.765 44.610	83.37
4.	OSTROVSKA	Sofija	LAT, Daugmale	2006	4 4	4 4	4 4	4 6	4 5	3 5	3 5	5 6	5 7	2 2	0 0	15.6 14.6		9.50 9.30	13.265 12.770	13.265 12.770	38.365 44.270	82.63
5.	SAMELSELG	Hanna	EST, AK Twister	2005	2 6	2 4	4 6	5 4	4 5	5 4	4 5	4 5	6 6	0 0	0 0	15.8 15.1		9.70 9.70	12.660 12.970	12.660 12.970	38.160 42.870	81.03
6.	RONSIK-NIEDERBRÖCKER	Hannah	GER, NDS	2006	2 4	2 4	3 4	4 6	3 6	3 4	4 5	2 4	4 5	0 0	0 0	16.9 13.8		9.70 9.00	13.880 12.375	13.880 12.375	40.480 40.375	80.85
7.	BURRACK-VILÉN	Sille-Sofie	DEN, KTK	2005	4 6	3 6	4 8	4 8	4 7	4 6	4 6	3 8	4 7	0 0	0 0	16.1 13.2		9.40 9.10	12.645 12.330	12.645 12.330	38.145 42.630	80.77
8.	SOLVANG NØRSKOV	Alva	DEN, KTK	2005	4 6	3 5	4 5	4 4	5 5	3 4	2 5	4 4	6 5	0 2	0 0	16.1 14.9		9.90 9.90	12.550 12.460	12.550 12.460	38.550 42.160	80.71
9.	DE NEVE	Emma	BEL, Gymmax	2005	4 5	3 4	4 4	4 4	4 4	4 4	5 4	4 6	4 6	0 0	0 0	15.8 15.5		9.60 9.50	12.010 12.255	12.010 12.255	37.410 42.455	79.86
10.	CÁRDENAS	Isabel	COL, BUCA-Tramp	2005	4 6	4 4	4 7	4 4	4 6	4 8	4 6	4 5	6 6	0 0	0 0	15.7 14.2		9.60 9.20	11.475 11.155	11.475 11.155	36.775 42.655	79.43
11.	BERG	Tilda	SWE, Klippan	2005	6 6	4 4	4 4	4 6	4 5	4 6	6 4	3 5	5 8	1 2	0 0	15.2 14.8		9.60 10.00	12.130 12.265	12.130 12.265	36.930 41.665	78.59
12.	MARGALHA	Matilde	POR, SAR	2007	4 5	6 4	6 4	6 6	4 5	4 4	4 4	6 6	5 8	1 0	0 0	14.9 14.8		10.00 9.80	12.335 12.300	12.335 12.300	37.235 41.000	78.23
13.	JONSSON	Thea	SWE, Gefle GF	2006	6 5	4 7	6 6	6 7	5 8	6 6	6 5	6 6	6 6	3 0	0 0	14.0 13.8		9.60 9.30	12.750 12.180	12.750 12.180	36.350 40.980	77.33
14.	PEREIRA	Ana	POR, AG Santarém	2005	6 6	4 4	6 5	6 6	6 6	4 5	5 6	6 4	8 6	0 0	0 0	14.3 14.6		9.50 9.30	11.920 12.370	11.920 12.370	35.720 41.570	77.29
15.	GAVARANE	Angelina	LAT, Daugmale	2007	4 6	4 6	4 5	5 5	2 5	2 4	4 6	4 6	6 5	2 3	0 0	15.7 14.3		9.70 9.50	11.555 11.135	11.555 11.135	36.955 40.235	77.19
16.	ADAM	Zita	BEL, Gymmax	2006	4 6	4 4	4 4	4 6	4 6	4 6	4 4	4 5	6 8	0 2	0 0	15.5 14.3		9.40 9.30	11.740 11.745	11.740 11.745	36.640 40.545	77.18
17.	JÄRG	Kerti	EST, AK Twister	2007	5 6	6 5	4 5	6 6	6 6	4 5	4 6	4 4	7 6	0 0	0 0	14.9 14.5		9.50 9.60	11.540 11.720	11.540 11.720	35.940 40.720	76.66
18.	SPRÖTH	Annelen	GER, Bramfelder SV	2007	3 4	6 5	3 6	6 5	4 4	4 5	6 6	6 6	10 4	0 0	0 0	14.7 14.9		9.40 9.20	11.510 11.665	11.510 11.665	35.610 40.865	76.47
19.	JOFFS	Filippa	SWE, Upplands Väsby Gymnastikklubb	2005	4 4	5 4	3 6	5 4	6 6	6 6	6 6	4 8	10 10	4 4	0 0	14.1 13.6		9.60 9.60	12.060 10.920	12.060 10.920	35.760 40.120	75.88
20.	ALA-LAURILA	Tea	FIN, Estt	2006	5 4	6 4	4 4	4 6	5 6	6 6	4 4	4 6	6 6	0 3	0 0	15.0 14.7		9.40 9.40	11.920 11.370	11.920 11.370	36.320 39.370	75.69
21.	PETTERSSON	Hilma	SWE, Frivolten	2007	6 5	7 6	6 6	8 8	5 5	6 5	7 6	6 5	7 8	2 0	0 0	13.4 14.0		9.40 9.40	12.405 12.410	12.405 12.410	35.205 40.310	75.51
22.	DE WINNE	Jelke	BEL, Gymmax	2005	4 6	4 4	4 4	5 6	5 6	4 6	4 6	6 4	6 7	0 20	0 0	15.4 12.5		9.20 9.50	11.960 11.695	11.960 11.695	36.560 38.895	75.45
23.	VERMEULEN	Tine	BEL, Gymmax	2006	6 6	6 6	6 6	6 7	6 6	6 6	7 6	6 6	8 6	0 0	0 0	13.7 13.9		9.60 9.90	11.680 11.520	11.680 11.520	34.980 40.120	75.10
24.	OOMS	Lore	BEL, CSH	2005	6 6	4 4	4 6	5 6	6 6	6 4	4 5	6 8	6 8	2 1	0 0	14.6 14.0		9.90 9.50	10.780 10.905	10.780 10.905	35.280 39.705	74.98
25.	MOROZOVA	Veronika	LAT, Daugmale	2008	5 6	4 4	6 6	6 6	5 6	4 4	4 3	5 4	6 5	0 0	0 0	14.9 15.0		9.60 9.50	10.775 11.190	10.775 11.190	35.275 38.790	74.06
26.	VAN DEN BULCK	Bauke	BEL, CSH	2006	6 6	4 6	4 6	4 7	6 6	4 6	4 6	5 6	7 6	2 0	0 0	14.7 14.3		9.80 9.50	10.705 10.015	10.705 10.015	35.205 38.815	74.02
27.	KOIVUSALO	Iiris	FIN, Estt	2007	6 6	4 7	4 6	6 6	5 4	4 4	5 6	6 6	8 6	2 2	0 0	14.4 14.2		9.10 9.70	11.155 11.545	11.155 11.545	34.655 39.045	73.70
28.	ROELS	Diewcke	BEL, Gymmax	2006	5 5	6 5	6 5	6 6	6 6	6 6	3 6	6 6	4 4	0 0	0 0	14.6 14.5		9.80 8.70	10.655 10.480	10.655 10.480	35.055 37.880	72.93
29.	BØNNELAND MAYSFELT	Milla	DEN, STN	2005	7 4	7 6	4 6	6 8	6 6	4 8	4 7	4 10	7 5	3 0	0 0	14.2 13.0		9.80 9.30	10.665 10.560	10.665 10.560	34.665 37.660	72.32
30.	SLATFORD	Millie	GBR, Ultima	2007	6 6	5 4	8 6	4 4	4 5	6 6	4 4	6 6	5 8	10 3	0 0	13.9 14.4		10.00 10.00	10.260 10.425	10.260 10.425	34.160 37.825	71.98

					S1	S2	S3	S4	S5	S6	S7	S8	S9	S10	L	A	E	D	H	Time	Total	Score	
31.	PEDOSON	Arabel	 EST, BG	2009	6	7	5	4	6	4	5	6	6	7	0	0	14.4		9.40	10.590	10.590	34.390	71.54
					7	4	5	7	6	6	7	6	6	8	0	0	13.8	3.9	9.50	9.955	9.955	37.155	
32.	WIRTH	Kaisa	 EST, BG	2007	5	6	6	4	5	4	4	6	6	6	0	0	14.8		9.60	10.640	10.640	35.040	71.48
					6	6	6	4	6	4	6	6	6	8	2	0	14.0	2.3	9.60	10.540	10.540	36.440	
33.	JOHANSSON	Hannah	 SWE, Frivolten	2005	6	4	8	6	6	4	6	6	7	8	4	0	13.5		9.70	11.290	11.290	34.490	71.16
					6	6	6	8	8	8	10	6	7	8	0	0	12.7	4.5	8.90	10.570	10.570	36.670	
34.	VAN OVEREEM	Xenia	 DEN, HTT	2005	7	6	6	7	6	5	4	5	6	6	0	0	14.2		9.90	10.225	10.225	34.325	70.82
					6	5	7	8	4	7	6	6	8	8	4	0	13.1	3.5	9.60	10.300	10.300	36.500	
35.	EGGERT MØLLER	Solvej	 DEN, OGF	2005	8	6	8	10	6	5	6	6	6	6	0	0	13.3		9.30	11.490	11.490	34.090	69.24
					8	6	8	10	6	4	6	6	6	7	4	0	12.9	2.0	9.20	11.050	11.050	35.150	
36.	LAKŠE	Jekaterina	 LAT, Daugmale	2005	7	6	6	8	6	4	4	6	8	10	1	0	13.4		9.50	9.940	9.940	32.840	68.81
					8	10	6	6	9	6	8	10	6	8	4	0	11.9	4.9	9.80	9.370	9.370	35.970	

Generated by sporttech.io official scoring system at **May 26, 2017 1:26:01 PM**. Live results at www.sporttech.io/explore.

