










Frivolten Cup 2017 Herrljunga (Sweden -Швеция) 20170526 - 20170527
Individual trampoline – TRI U15-16 GIRLS (2001-2002) – Qualification

				S1	S2	S3	S4	S5	S6	S7	S8	S9	S10	L	A	E	D	H	Time	Total	Score		
1.	KORHONEN	Ella	FIN, Bounce	2002	0	1	2	2	0	1	2	2	2	2	0	0	18.6		9.80	14.355	14.355	42.755	91.265
					0	1	1	2	2	2	4	2	2	4	0	0	18.0	6.7	9.60	14.210	14.210	48.510	
2.	TEODORA	Teoduru	BEL, CSH	2002	4	4	3	4	4	2	2	3	2	4	0	0	16.8		9.60	14.455	14.455	40.855	87.695
					4	4	4	5	6	5	6	4	5	6	4	0	14.7	8.7	9.40	14.040	14.040	46.840	
3.	LUEG	Fabienne	GER, NDS	2002	3	2	2	2	3	4	5	4	3	5	2	0	16.5		9.70	14.105	14.105	40.305	86.495
					4	5	6	3	4	5	6	4	6	6	1	0	15.0	8.4	9.40	13.390	13.390	46.190	
4.	ROTHER	Kira	GER, NDS	2001	4	4	4	6	4	6	6	5	4	4	1	0	15.2		9.60	14.045	14.045	38.845	85.930
					4	6	5	4	4	4	5	5	4	4	0	0	15.5	8.0	9.50	14.085	14.085	47.085	
5.	LARSSON	Linnéa	SWE, Klippan	2002	2	2	4	4	4	4	3	2	3	5	1	0	16.6		9.60	14.785	14.785	40.985	85.835
					7	6	8	7	6	6	6	6	6	6	10	0	12.6	9.0	8.50	14.750	14.750	44.850	
6.	MARKKULA	Nea	FIN, Tampereen	2002	2	3	3	2	2	2	4	2	2	3	1	0	17.4		9.20	14.465	14.465	41.065	85.075
					2	4	2	2	4	5	4	6	8	2	4	0	15.7	4.9	9.00	14.410	14.410	44.010	
7.	REDMAN	Sofia	SWE, Trampolinklubben Levo	2001	6	4	4	4	6	6	4	4	3	4	2	0	15.3		9.30	13.850	13.850	38.450	84.845
					4	6	6	5	4	5	5	4	4	8	2	0	14.7	8.4	9.40	13.895	13.895	46.395	
8.	KERÄNEN	Roosa	FIN, Tampereen	2001	4	6	2	2	4	4	3	4	2	2	0	0	16.7		9.50	13.050	13.050	39.250	82.990
					4	2	2	4	5	2	4	2	2	3	0	0	17.0	4.5	9.30	12.940	12.940	43.740	
9.	BERVOETS	Rhodo	BEL, CSH	2002	4	4	6	6	5	4	6	5	6	4	0	0	15.0		9.50	13.695	13.695	38.195	82.710
					6	5	6	5	6	6	6	6	5	5	0	0	14.4	7.1	9.30	13.715	13.715	44.515	
10.	LAUGESEN	Emmelie	DEN, HTT	2002	3	4	4	3	3	4	5	4	6	4	2	0	15.8		9.30	13.875	13.875	38.975	82.590
					6	7	8	4	2	4	4	4	4	6	3	0	14.8	5.8	9.20	13.815	13.815	43.615	
11.	GADE KAAS	Emilie	DEN, OGF	2002	4	4	8	6	4	5	6	4	4	4	4	0	14.7		9.10	13.345	13.345	37.145	81.615
					4	6	7	6	5	6	6	4	4	6	4	0	14.2	7.2	9.50	13.570	13.570	44.470	
12.	LUNDORFF-HANSEN	Sofie	DEN, OGF	2001	4	6	6	6	5	4	6	2	4	8	0	0	14.9		9.10	13.055	13.055	37.055	80.790
					4	4	5	4	7	7	7	6	7	6	2	0	14.1	7.1	9.40	13.135	13.135	43.735	
13.	EKENBERG	Malin	SWE, Klippan	2002	6	5	6	4	4	4	4	4	2	4	3	0	15.4		8.60	13.415	13.415	37.415	79.695
					6	6	5	5	4	4	4	3	4	4	2	0	15.3	4.5	9.00	13.480	13.480	42.280	
14.	BERGSTRÖM	Ella	SWE, Upplands Väsby Gymnastikklubb	2001	4	6	5	6	6	6	8	6	6	7	0	0	14.0		9.40	13.465	13.465	36.865	79.520
					7	5	6	6	6	6	7	6	8	8	2	0	13.3	6.4	9.30	13.655	13.655	42.655	
15.	BEMBRICK TAYLOR	Lauren	GBR, Ultima	2001	4	4	6	6	6	4	4	4	4	6	0	0	15.2		9.20	13.945	13.945	38.345	79.195
					6	6	6	6	8	8	7	7	8	10	3	0	12.5	5.8	9.40	13.150	13.150	40.850	
16.	AHLSSON	Ebba	SWE, Uppsala Gymnastikförening	2002	4	4	3	4	6	4	6	4	4	6	0	0	15.5		9.50	13.330	13.330	38.330	79.170
					8	8	6	6	6	6	8	6	5	6	0	0	13.5	5.0	9.10	13.240	13.240	40.840	
17.	SICKMÖLLER	Inken	GER, Bramfelder SV	2002	4	7	6	6	6	4	4	5	4	8	1	0	14.5		9.30	13.010	13.010	36.810	78.760
					4	4	6	6	4	6	4	6	8	8	0	0	14.4	5.5	9.30	12.750	12.750	41.950	
18.	WIKLANDER	Clara	SWE, Uppsala Gymnastikförening	2001	4	4	6	6	6	5	6	8	6	8	0	0	14.1		9.80	13.125	13.125	37.025	78.205
					5	5	5	6	6	6	6	6	6	8	3	0	13.8	4.7	9.40	13.280	13.280	41.180	
19.	BRAGDE PETTERSSON	Matilda	SWE, VFTK	2001	3	2	5	4	6	5	4	6	6	4	0	0	15.5		9.50	13.490	13.490	38.490	76.555
					4	5	4	6	6	6	6	8	6		0	12.9	4.7	8.50	11.965	11.965	38.065		
20.	DANIELSSON	Ida	SWE, Klippan	2002	7	8	6	8	6	6	6	5	6	8	2	0	13.2		9.40	12.265	12.265	34.865	74.740
					8	6	5	5	6	4	7	8	7	6	2	0	13.6	4.3	9.40	12.575	12.575	39.875	
21.	NYHUUS	Idunn	SWE, Klippan	2001	3	3	4	4	3	3	4	7			0	12.9		7.70	10.400	10.400	31.000	73.375	
					4	6	6	4	4	6	6	2	4	4	2	0	15.2	4.5	9.50	13.175	13.175	42.375	
22.	WINBERG	Elin	SWE, Upplands Väsby Gymnastikklubb	2002	6	6	6	8	9	8	8	4	6	9	2	0	12.8		9.00	11.965	11.965	33.765	73.080
					6	6	6	8	8	8	8	6	6	7	4	0	12.7	4.7	9.70	12.215	12.215	39.315	
23.	VEENSTRA	Fenna	DEN, STN	2002	4	6	8	8	6	8	8	6	6	9	0	0	13.1		9.50	12.220	12.220	34.820	72.415
					3	4	8	8	6	9	10	8	7	10	4	0	12.3	3.9	9.30	12.095	12.095	37.595	
24.	NIKKARINEN	Vilma	FIN, Fliku	2002	6	8	7	8	7	6	6	8	4	3	4	0	13.3		9.40	11.210	11.210	33.910	71.205
					8	6	8	8	10	8	8	8	7	8	0	0	12.1	4.2	9.60	11.395	11.395	37.295	
25.	GERASIN	Milla	FIN, Fliku	2002	6	6	8	6	5	6	5	7	8	8	2	0	13.3		9.30	11.695	11.695	32.295	70.680
					6	8	7	7	8	6	8	6	6	8	4	0	12.6	-2.0	9.60	11.685	11.685	38.385	
																	4.5						
26.	HENRIKSSON	Elvira	SWE, VFTK	2002	8	8	8	8	7	9	6	8	8	10	2	0	11.8		9.60	11.060	11.060	32.460	69.325
					6	6	8	9	8	7	6	6	8	9	2	0	12.5	3.4	9.80	11.165	11.165	36.865	
27.	WIREN	Ellen	FIN, Tampereen	2001	4	4	4	4	6	4	2	4	2	2	0	0	16.4		9.60	12.595	12.595	38.595	68.745
					4	4	3	4	4	3	5				0	11.3	3.3	6.80	8.750	8.750	30.150		
28.	SVENSSON	Hanna	SWE, VFTK	2002	8	8	8	10	6	8	8	6	8	10	2	0	11.8		9.40	11.250	11.250	32.450	68.620
					8	8	9	10	7	8	6	6	6	10	2	0	12.0	3.4	9.60	11.170	11.170	36.170	
29.	FAGHER	Linnea	SWE, VFTK	2002	6	6	8	7	6	8	6	6	8		0	11.9		8.40	10.020	10.020	30.320	66.100	
					4	6	8	8	8	8	9	7	6	10	6	0	12.0	3.4	9.40	10.980	10.980	35.780	

					S1	S2	S3	S4	S5	S6	S7	S8	S9	S10	L	A	E	D	H	Time	Total	Score		
30.	TREDAL	Tilde	 SWE, Upplands Väsby Gymnastikklubb	2002	7 8	5 5	6 4	6 6	6 6	6 6	8 8	8 8	9	10	0	20 0	10.9 10.9		2.4 7.30	9.20 10.035	12.115 10.035	12.115 30.635	62.850	
31.	TREDAL	Troja	 SWE, Upplands Väsby Gymnastikklubb	2002	8 8	6 6	4 6	5 7	8 8	6 8	8 8	8 7	8			0 0	11.9 11.3		2.7 8.20	8.30 10.330	9.975 10.330	9.975 32.530	62.705	
32.	OSMAN	Lilly	 GBR, Ultima	2002	5 5	0 4	7 3	7 6								0 0	6.1 14.5		3.70 5.3	5.360 12.680	5.360 12.680	15.160 42.180	57.340	
33.	LARSSON	Mathilda	 SWE, VFTK	2001	4 6	4 6	3 7	5	7	4	5	7	6	10	2	0 0	14.3 4.1		2.9 2.60	8.90 4.390	14.395 4.390	14.395 13.990	37.595 13.990	51.585
34.	LINDPERE	Karoline	 EST, AK Twister	2002	6 6	4 5	4 5	6	4	6	5	8	8	8	1	0 0	14.0 4.4		-2.0 2.9	8.70 5.260	13.840 5.260	13.840 15.460	34.540 15.460	50.000
35.	DE WILDE	Lotte	 BEL, Gymmax	2001	4 6	4	4	5	7	6	6	5	5	7	2	0 0	14.5 1.4		1.3 1.00	9.20 1.425	13.190 1.425	13.190 5.125	36.890 5.125	42.015
36.	FÄLTH	Jaqueline	 SWE, VFTK	2002	3 3		4 3	6	8	8	7					0 0	1.7 10.1		3.7 6.10	0.90 9.445	1.485 9.445	4.085 29.345	33.430	

Generated by sporttech.io official scoring system at **May 26, 2017 9:49:12 PM**. Live results at www.sporttech.io/explore.



Sparbanken
Alingsås

