



























Frivolten 2019 *Event subtitle*
Individual trampoline – U12 Girls (2007-2012) – Qualification

			S1	S2	S3	S4	S5	S6	S7	S8	S9	S10	L	E	D	H	Time	Total	Score	
1.	RADAELLI	Letizia		ITA	2	2	2	2	2	2	2	2	2	2	0	18.0	9.90	13.580	41.480	86.525
					4	4	5	4	2	4	4	5	5	6	0	15.7	7.5	9.50	12.345	45.045
2.	KOIVUSALO	Iiris		FIN, ESTT	2	3	4	4	3	4	3	2	4	5	2	16.4	9.40	13.775	39.575	83.035
					6	6	6	4	4	4	4	4	5	7	20	13.0	7.6	9.50	13.360	43.460
3.	ULJANOVA	Alesja	EGS	EGS	2	2	3	4	2	2	4	2	5	4	1	16.9	9.60	12.230	38.730	82.420
					6	3	4	4	3	4	5	4	5	6	0	15.6	6.6	9.40	12.090	43.690
4.	COLUZZI	Silvia		ITA	4	4	3	4	4	2	4	6	4	6	0	15.9	9.50	12.600	38.000	81.585
					6	4	6	4	6	6	4	5	3	4	0	15.2	6.3	9.40	12.685	43.585
5.	MUSOLINA	Julija	EGS	EGS	4	4	4	5	3	4	4	4	4	6	0	15.8	9.40	11.810	37.010	81.400
					6	5	6	6	4	6	6	4	6	6	1	14.4	8.9	9.50	11.590	44.390
6.	LANDUCCI	Ester	S.G. ETRURIA	S.G. ETRURIA	4	2	4	2	2	4	3	4	2	4	0	16.9	9.90	11.800	38.600	79.195
					4	4	4	3	4	4	4	2	3	4	0	16.4	2.8	9.50	11.895	40.595
7.	J?RG	Kerti		EST	5	4	4	2	4	4	3	4	4	6	0	16.0	9.50	12.505	38.005	79.155
					6	6	6	8	10	9	8	8	7	8	2	12.2	8.4	9.10	11.450	41.150
8.	MOROZOVA	Veronika	Daugmale	Daugmale	4	4	4	4	4	4	6	6	6	7	2	14.9	9.20	12.490	36.590	79.075
					6	6	4	4	6	6	6	6	6	8	2	14.0	7.1	9.20	12.185	42.485
9.	GOLMOHAMMADI	Linda		FIN	4	4	4	4	4	4	5	4	4	6	0	15.7	9.50	12.130	37.330	79.005
					4	4	5	6	4	5	5	5	6	6	0	15.0	5.2	9.30	12.175	41.675
10.	GIANNI	Emma	S.G. ETRURIA	S.G. ETRURIA	4	3	4	2	2	2	4	4	4	4	0	16.7	9.10	11.920	37.720	78.765
					4	2	2	3	5	4	4	2	4	4	0	16.6	2.8	9.50	12.145	41.045
11.	B?NNELAND MAYSFELT	Mollie		DEN	4	4	2	4	4	4	6	6	5	4	1	15.6	9.80	11.985	37.385	78.550
					5	4	4	6	5	4	6	4	5	8	2	14.7	4.8	10.00	11.665	41.165
12.	STORM	Signe	OGF	OGF	6	7	6	6	6	3	4	6	6	4	0	14.6	9.60	12.335	36.535	78.085
					4	4	4	6	6	6	6	4	3	8	0	14.9	4.9	9.60	12.150	41.550
13.	CIARAMELLA	Greta		ITA	6	4	3	2	3	2	4	2	4	2	0	16.8	9.90	11.290	37.990	78.080
					5	3	2	2	3	2	4	2	4	3	0	17.0	1.7	10.00	11.390	40.090
14.	RRAPAY	Hillary	S.G. ETRURIA	S.G. ETRURIA	4	3	4	2	2	2	3	3	2	3	20	15.2	9.60	11.940	36.740	78.010
					3	2	2	2	4	2	4	2	3	5	2	16.9	2.8	9.70	11.870	41.270
15.	BENNIKE M? RSCH	Ea		DEN	4	4	4	4	4	3	4	3	4	4	0	16.2	9.60	12.240	38.040	77.925
					4	6	6	4	6	6	6	6	5	7	2	14.2	5.3	9.50	10.885	39.885
16.	LENJESSON	Luna		SWE	5	4	4	4	5	4	5	6	5	8	0	15.0	9.30	12.580	36.880	77.725
					4	4	2	4	4	5	5	4	6	7	0	15.5	3.3	9.60	12.445	40.845
17.	GEDASOVA	Sofija	Daugmale	Daugmale	6	5	6	4	4	4	4	3	4	6	2	15.2	9.70	11.870	36.770	77.435
					6	6	7	8	8	6	8	6	8	8	2	12.7	6.3	9.80	11.865	40.665
18.	LEPP	Berit	KATI	KATI	4	4	4	4	4	2	3	4	4	3	0	16.4	9.60	12.675	38.675	77.420
					6	6	6	6	4	6	8	6	8	8	0	13.6	4.3	9.50	11.345	38.745
19.	KIRKEGAARD RASMUSSEN	Josefine	OGF	OGF	6	7	6	6	6	4	4	4	6	5	2	14.4	9.90	12.860	37.160	76.620
					6	6	5	6	8	6	6	6	6	6	2	13.7	4.1	9.10	12.560	39.460
20.	KANERVA	Julia		EST	4	2	4	4	2	2	2	2	4	4	0	16.8	9.60	9.940	36.340	75.490
					4	2	4	4	2	2	2	2	4	4	0	17.0	2.5	9.90	9.750	39.150
21.	BERGSTR?M	Ebba		Gefle Flyers GK	4	6	6	6	6	6	8	5	6	8	2	13.7	9.60	11.925	35.225	74.825
					4	7	6	6	6	6	6	5	8	10	2	13.4	4.9	9.40	11.900	39.600
22.	LEEN LAIGU	Lotta		EST	5	6	5	6	7	4	5	8	6	10	0	13.8	9.20	12.620	35.620	74.635
					7	6	7	6	9	8	6	10	6	8	20	10.7	6.1	9.70	12.515	39.015
23.	HAUMANN- PHILIPSEN	Astrid		DEN	6	4	4	5	6	4	5	4	5	5	1	15.1	9.60	11.315	36.015	74.585
					4	4	6	6	6	6	6	4	4	6	20	12.8	4.8	9.50	11.470	38.570
24.	KONTALA	Dharma		FIN	4	6	5	3	4	4	4	4	4	3	2	15.7	9.70	11.035	36.435	74.515
					4	6	6	3	4	4	4	4	6	6	0	15.3	2.3	9.70	10.780	38.080
25.	MAILOROVA	Sabina	Daugmale	Daugmale	5	6	6	6	8	7	6	7	6	6	2	13.5	9.30	11.940	-0.2	74.485
					5	6	6	6	6	6	6	7	6	7	2	13.7	4.7	9.40	12.145	→ 34.540 39.945
26.	ROMAGNOLI	Giada		ITA	4	4	4	2	4	2	4	4	4	4	1	16.3	9.90	10.070	36.270	74.365
					4	4	4	2	4	4	6	4	4	3	0	16.1	1.7	10.00	10.295	38.095
27.	LAANISTE	Sofia		EST	6	5	6	5	6	6	6	5	8	6	0	14.1	9.40	11.250	34.750	74.020
					5	6	6	6	6	8	6	7	5	8	0	13.7	5.1	9.40	11.070	39.270
28.	ELMBIRK	Luna	BIFDK	BIFDK	6	6	4	6	6	6	6	8	6	7	0	13.9	9.20	11.515	34.615	73.990
					6	6	6	6	6	6	6	7	8	5	2	13.6	4.2	9.50	12.075	39.375

			S1	S2	S3	S4	S5	S6	S7	S8	S9	S10	L	E	D	H	Time	Total	Score
29.	ZIMIN	Ophelia	 Gefle Flyers GK	4	4	4	5	7	3	4	4	6	6	0	15.3	9.50	11.485	36.285	73.965
				6	8	6	6	6	6	6	6	6	6	4	13.4	3.8	9.50	10.980	37.680
30.	ENGMAN	Sofia	 Gefle Flyers GK	6	7	6	8	8	6	6	6	6	8	4	12.9	9.60	11.865	34.365	73.720
				4	6	5	7	8	8	8	6	6	7	0	13.5	5.1	9.30	11.455	39.355
31.	HYVARINEN	Liina	 EST	5	6	6	6	4	5	6	6	6	4	0	14.6	9.90	10.480	34.980	73.135
				4	6	6	4	5	6	5	6	5	5	0	14.8	2.8	9.80	10.755	38.155
32.	PEDOSON	Arabel	 BG	4	5	6	6	4	2	4	5	6	6	0	15.2	9.50	10.785	35.485	72.555
				6	5	8	6	8	7	8	8	10	10	20	10.4	6.8	9.30	10.570	37.070
33.	LAVRINOVICA	Nikola	Daugmale	6	6	6	6	5	6	6	6	6	6	2	13.9	9.70	10.495	34.095	72.120
				6	6	6	6	7	6	8	7	6	8	2	13.2	5.1	9.50	10.225	38.025
34.	FOLKE	Andrea	KTK	6	6	6	7	7	6	6	6	6	8	0	13.6	10.00	10.970	34.570	72.055
				6	5	4	7	8	6	6	6	6	6	0	14.0	2.5	9.80	11.185	37.485
35.	SAIDANE	Anzelina	Daugmale	7	9	8	6	6	6	8	8	8	10	0	12.4	9.40	12.180	-0.2	71.800
				7	10	6	6	6	6	8	8	7	10	1	12.5	4.2	9.20	12.320	→
																		33.780	-0.2
																		→	38.020
36.	MURANE	Paula	OGF	7	8	6	5	8	5	5	6	6	8	2	13.4	10.00	10.960	34.360	71.420
				6	6	6	8	8	6	4	4	6	8	0	13.8	2.3	10.00	10.960	37.060
37.	MORK THOMSEN	Julie Signe	 DEN	6	6	6	6	8	6	7	6	6	5	4	13.4	9.60	10.275	33.275	71.360
				6	6	6	6	6	6	6	6	4	6	1	14.1	4.1	9.60	10.285	38.085
38.	HVORAKA	Aleksandra	Daugmale	6	6	6	6	4	6	7	6	6	6	2	13.9	9.70	10.735	34.335	71.140
				8	7	6	6	7	6	6	6	8	8	2	13.0	4.2	9.40	10.205	36.805
39.	S?RMUS	Birgit	KATI	6	6	8	5	6	4	6	6	6	6	0	14.1	9.70	11.265	35.065	71.115
				8	7	8	8	8	8	8	7	7	6	0	12.5	3.8	9.40	10.350	36.050
40.	RAUTOPURO	Pinja	 EST	6	6	6	5	4	4	4	6	6	4	1	14.8	9.60	10.010	34.410	70.795
				6	6	6	5	4	4	4	6	6	6	2	14.5	1.9	9.70	10.285	36.385
41.	GJ?DERUM KOCH	Nanna	 DEN	6	5	4	6	8	4	6	6	6	8	2	13.9	8.90	11.415	34.215	70.760
				6	8	8	9	8	7	6	6	6	6	2	12.8	3.6	9.00	11.145	36.545
42.	JALAKAS	Ingeri	KATI	7	8	7	8	8	6	6	6	6	6	3	12.9	9.20	11.185	33.285	70.705
				7	8	4	6	7	6	6	6	6	6	2	13.6	2.8	9.80	11.220	37.420
43.	KIVELA	Wilma	 FIN	4	4	6	3	3	3	2	5	6			14.4	8.80	9.105	32.305	70.560
				4	2	4	2	2	3	3	4	4	5	2	16.5	1.9	9.80	10.055	38.255
44.	MATHIESEN	Vigga	KTK	6	6	6	6	8	4	6	6	6	7	2	13.7	9.90	10.470	34.070	70.025
				6	6	6	6	8	7	7	5	6	8	0	13.5	2.5	9.60	10.355	35.955
45.	BJORG TOMASDOTTIR	Frida	 DEN	6	5	5	6	4	4	6	6	6	7	2	14.3	10.00	8.285	32.585	69.265
				6	6	6	8	8	6	6	6	6	10	2	13.0	5.2	9.70	8.780	36.680
46.	KIVIKOSKI	Beda	 FIN	7	6	7	6	8	6	6	6	8	6	1	13.3	9.60	10.095	32.995	69.255
				6	4	6	6	7	5	6	6	6	6	2	14.0	2.3	9.50	10.460	36.260
47.	SOHLBERG	Josefina	 EST	8	6	7	5	4	4	5	6	8	6	0	14.1	10.00	9.365	33.465	68.875
				5	4	4	4	4	4	6	6	5	6	2	15.0	1.2	9.80	9.410	35.410
48.	RAINIO	Elodia	 FIN	6	5	6	6	6	4	4	4	6	6	4	14.3	9.90	9.525	33.725	68.510
				6	5	6	6	6	6	5	6	6	6	1	14.1	2.3	9.70	8.685	34.785
49.	ALOWERSSON	Alma	 SWE	8	8	6	8	8	7	6	7	7	8	4	12.3	9.50	10.720	32.520	68.125
				8	6	6	8	8	6	8	8	6	7	1	12.8	2.7	9.50	10.605	35.605
50.	VON HEIDEMAN	Molly	 Västra Frölunda Trampolinklubb	6	6	6	8	8	8	7	8	7	9	0	12.7	9.10	10.590	32.390	66.450
				6	6	6	8	6	8	8	8	7	8	2	12.7	2.2	8.90	10.260	34.060
51.	ANDERSSON	Klara	 SWE	6	8	5	4	5	6	7	8	8	8	0	13.5	9.80	8.575	-2.0	64.395
				6	6	4	4	4	6	7	7	6	6	2	14.2	1.8	9.80	8.720	→
																		29.875	34.520
52.	BENGTSSON	Lisa	 SWE	8	8	6	6	6	7	8	8	7	6	0	13.0	9.70	8.715	31.415	64.215
				8	8	6	6	6	8	8	6	6	7	0	13.1	1.8	9.50	8.400	32.800
53.	BONDE	Molly	 Upplands Väsby Gymnastikklubb	8	7	8	6	8	8	8	8	9	9	2	11.9	9.60	9.065	30.565	63.475
				6	7	8	6	10	8	10	8	8	8	0	12.1	1.9	9.70	9.210	32.910
54.	MUNCK NIELSEN	Cecilie	 DEN	4	4	4	6	6	6	4	4	6	6	2	14.8	9.70	10.945	35.445	62.825
				4	6	4	5	6	6	6					10.3	2.9	6.40	7.780	27.380
55.	WALLENIUS	Sara	 FIN	6	6	7	6	8	6	7	6	8	10	0	13.0	9.30	10.705	33.005	55.835
				5	6	6	6	8	8						8.1	3.2	5.20	6.350	22.830

			S1	S2	S3	S4	S5	S6	S7	S8	S9	S10	L	E	D	H	Time	Total	Score	
56.	LINDBERG	Selma	 SWE	8	8	6	5	5	6	8				9.4		6.80	6.030	22.230	54.255	
				8	9	6	6	6	6	8	8	7	8	1	12.7	1.8	9.60	7.925	32.025	
57.	HEIJMER	Aurora	 Upplands Väsby Gymnastikklubb	7	7	8	8	8						6.2		4.70	5.755	16.655	53.730	
				8	7	9	8	8	8	9	8	8	10	2	11.5	4.5	9.60	11.475	37.075	
58.	ANTONIANI	Sofia	 ITA	2	2	2	4	4	2	2	2	4	4	0	17.2		9.70	12.920	39.820	53.250
				5	4	5	6							6.0	2.9	4.00	0.530	13.430		
59.	SCHRAMM	Freyja	 Gefle Flyers GK	6	8	5	4	5	6	8	6	6		12.6		8.90	9.850	31.350	50.050	
				8	9	8	7	9						5.9	2.6	4.90	5.300	18.700		
60.	GAVARANE	Angelina	Daugmale	5	6	6	6	5	6	6	4	6	7	2	14.1		9.20	12.555	35.855	49.895
				6	6	6								4.2	2.9	3.00	3.940	14.040		
61.	PETTERSSON	Hilma	 Gymnastikklubben Frivolten	5	4	6	5	4	6	6	4	5	6	0	14.9		9.90	13.285	38.085	47.170
				6	6									2.8	1.8	1.70	2.785	9.085		
62.	ANDRESEN	Talisa	TST Satrup	6	4	4	6	8	6	6				10.0		6.60	5.915	22.515	45.470	
				6	6	4	6	8	6	6				9.8	0.5	6.70	5.955	22.955		