










Frivolten 2019 *Event subtitle*
Individual trampoline – U12 Boys (2007-2012) – Qualification

				S1	S2	S3	S4	S5	S6	S7	S8	S9	S10	L	E	D	H	Time	Total	Score	
1.	ESTERKINS	Andrejs	EGS	2007	2 6	2 6	4 4	3 6	2 6	2 6	4 4	4 4	4 6	4 6	0 0	16.9 14.6		9.60 9.90	14.020 13.955	40.520 48.255	88.775
2.	MULBERG	Victor	DEN, Strib DEN	2007	2 6	2 3	2 5	3 4	4 4	3 5	2 6	4 6	4 6	4 6	0 2	16.8 14.7		9.60 7.8	13.120 12.280	39.520 44.280	83.800
3.	LEONOV	Arturs	EGS	2008	2 6	3 6	3 6	4 6	2 4	3 4	4 4	4 4	4 6	4 6	0 0	16.7 15.0		9.70 8.1	12.255 12.325	38.655 44.925	83.580
4.	TRUHINS	Mihails	Daugmale	2008	4 6	6 4	3 6	4 6	4 4	5 5	4 5	4 4	6 3	6 6	0 20	15.4 13.1		9.40 8.4	12.810 12.725	37.610 43.825	81.435
5.	BAYARD	Liam	Trampolinklubben Levo	2007	4 6	4 6	5 8	4 6	4 6	5 6	4 7	4 7	6 6	6 9	2 4	15.2 12.9		9.20 7.8	13.270 12.935	37.670 42.735	80.405
6.	SEMJONOV	Artemijs	Daugmale	2007	6 6	6 4	4 6	4 6	4 6	4 6	6 7	4 6	6 8	7 8	2 20	14.7 11.9		9.50 8.4	13.115 12.980	37.315 42.680	79.995
7.	KAARIAINEN	Kaius	FIN, EsTT	2007	6 6	6 6	7 6	5 5	4 4	6 6	6 6	4 6	6 4	6 8	2 4	14.2 13.9		9.40 8.2	12.060 12.625	35.660 44.125	79.785
8.	FREDENSBORG MOELLER	Ryan	GT2000	2007	6 6	6 6	5 6	4 6	5 7	3 8	4 6	4 6	3 6	4 6	1 1	15.5 13.6		9.50 7.1	12.535 12.430	37.535 42.130	79.665
9.	ACHREN	Jooa	FIN, EsTT	2008	4 4	4 4	6 4	6 6	4 6	4 7	4 5	4 6	4 7	4 8	2 0	15.4 14.3		9.70 5.5	11.770 12.485	36.870 41.785	78.655
10.	NARS	Niko	FIN, EsTT	2008	6 6	4 7	5 6	6 7	6 6	8 6	8 8	6 7	6 6	6 6	2 4	13.7 13.1		9.70 6.2	12.710 12.640	36.110 41.440	77.550
11.	KJUL BRUNSVIG	Viktor	DEN, STN (Denmark)	2009	6 5	4 4	4 6	6 5	6 6	4 5	4 5	4 4	5 6	6 6	4 0	14.7 15.0		9.70 4.8	11.735 11.640	36.135 41.240	77.375
12.	ÅKERLUND	Bastian	FIN, EsTT	2007	6 6	6 6	6 8	8 6	7 6	8 7	8 6	7 6	8 8	8 8	0 10	12.9 12.3		9.60 7.6	12.350 11.600	34.850 41.200	76.050
13.	VOROBOV	Jegors	Daugmale	2009	5 4	6 5	6 5	7 6	6 6	4 6	4 6	4 7	4 6	4 9	1 0	14.7 14.0		9.60 6.0	11.035 10.655	35.335 40.055	75.390
14.	SAARIMAA	Eero	FIN, EsTT	2008	6 8	6 6	6 8	7 7	5 8	6 9	6 8	6 6	7 8	6 8	1 4	13.8 12.0		9.90 7.1	11.000 10.770	34.700 39.670	74.370
15.	ANVELL	Arvid	Västra Frölunda Trampolinklubb	2007	7 9	7 6	6 6	6 7	6 8	6 6	7 6	6 8	8 8	9 9	2 2	12.1 12.5		8.50 5.6	11.785 12.495	32.385 40.395	72.780
16.	VANTTAJA	Luka	FIN, EsTT	2007	4 6	6 6	6 6	6 6	4 7	4 6	4 5	6 7	6 9	9 10	0 0	14.5 13.2		9.70 4.1	10.710 10.550	34.910 37.250	72.160
17.	DRIGO	Jegors	Daugmale	2009	6 6	5 6	6 6	6 6	6 6	4 7	4 6	6 6	5 6	4 8	0 1	14.8 13.6		9.50 5.9	9.615 9.205	33.915 37.705	71.620
18.	VILIMS	Jegors	Daugmale	2011	7 6	6 6	7 8	8 6	6 5	6 5	4 4	4 4	6 8	6 6	2 0	13.8 14.2		8.80 3.1	10.700 10.585	33.300 37.185	70.485
19.	SJÖSTRÖM	Noel	Upplands Väsby Gymnastikklubb	2007	8 10	8 9	8 6	6 7	8 8	6 8	6 6	6 8	7 6	7 6	0 4	13.0 12.2		9.70 3.9	12.225 12.035	-2.0 32.925 37.535	70.460
20.	ILANDER	Oscar	FIN, EsTT	2008	6 5	6 6	6 6	6 6	7 6	8 8	8 8	7 7	6 8	7 8	0 0	13.3 13.2		9.60 4.2	10.370 10.150	33.270 37.150	70.420
21.	CEHNIJS	Kirils	Daugmale	2009	4 5	4 6	6 4	8 6	8 4	6 6	6 6	5 6	6 8	6 8	4 4	13.7 13.7		8.90 3.4	10.060 10.645	32.660 36.745	69.405
22.	HERRERO	Nooa	FIN, EsTT	2007	6 6	6 6	8 6	8 8	6 7	6 6	8 6	8 7	8 6	8 8	0 0	12.8 13.2		9.00 3.4	10.960 11.190	32.760 36.490	69.250
23.	WESOLY	Oskar			8 8	6 6	5 4	4 4	6 5	6 6	8 8	7 7	6 6	7 8	2 0	13.5 13.8		9.70 1.8	10.305 10.075	33.505 35.575	69.080
24.	SUNDELL	Tristan			6 6	8 6	8 6	6 8	8 8	7 8	8 8	8 9	8 9	10 10	4 3	11.9 11.9		9.20 4.5	10.825 10.805	31.925 36.705	68.630
25.	PEDERSEN	Thor	HTT	2007	8 8	9 9	8 8	8 8	8 8	9 6	7 7	7 8	8 8	8 8	0 2	12.0 12.0		9.30 3.2	11.240 11.225	32.540 36.025	68.565

				S1	S2	S3	S4	S5	S6	S7	S8	S9	S10	L	E	D	H	Time	Total	Score	
26.	HELANDER-JOHANSEN	William	 Västra Frölunda Trampolinklubb	2008	6 8	6 6	6 8	7 8	6 6	6 8	8 8	7 8		0	12.2 12.6		8.80 3.4	10.280 11.125	31.280 36.925	68.205	
27.	RAHBEK	Max	KTK	2007	8 8	8 6	6 6	8 8	7 8	8 8	7 8	6 7	8 8	0	12.6 12.5		9.40 2.5	10.350 10.210	32.350 34.810	67.160	
28.	KARU	Rafael	 BG	2010	9 8	7 8	7 10	8 10	9 9	6 10	6 9	6 7	8 8	0	12.6 11.3		9.80 3.6	10.215 9.150	32.615 33.150	65.765	
29.	LAPINS	Eriks	Daugmale	2008	6 7	8 7	6 6	6 8	7 7	6 6	7 8	6 6	6 9	1 4	13.5 12.6		9.40 6.3	1.120 11.130	24.020 39.330	63.350	
30.	KARU	Aaron	 BG	2009	6 6	6 8	8 8	6 6	8 8	5 6	6 6	8 8	8 8	0	11.9 13.0		8.80 2.3	8.465 8.920	29.165 33.920	63.085	
31.	GEMYNTHE	Mathias	 DEN, Greve (DEN)	2007	4 8	6 6	6 6	8 8	6 10	4 8	4 4	6 6	6 4	4	14.2 7.4		9.20 4.4	13.435 7.675	36.835 25.075	61.910	
32.	SANTESSON	Hampus	 Upplands Väsby Gymnastikklubb	2008	8 8	6 6	8 6	8 8	6 6	6 7	7 7	6 8	8 8	2	12.8 10.3		9.80 1.5	10.280 8.270	32.880 27.470	60.350	
33.	MÅNTJÄRN	William	 SWE, ÖFK	2007	4 6	4 8	6 6	6 8	8 6		6 8	6 6	8 8	4	7.2 12.8		4.80 4.9	6.185 12.425	18.185 39.925	58.110	
34.	BERGSTRÖM	Eddie	 Upplands Väsby Gymnastikklubb	2008	7 8	7 8	6 7	8 8	8 8	10 9		6 6	7 7	8 8	2	7.4 12.3		5.80 1.5	5.150 8.930	18.350 32.230	50.580