

































Frivolten 2019 *Event subtitle*  
Individual trampoline – U13-14 Boys (2005-2006) – Qualification

				S1	S2	S3	S4	S5	S6	S7	S8	S9	S10	L	E	D	H	Time	Total	Score	
1.	KONUHOVS	Vadims	EGS	2006	2	3	4	3	2	4	4	4	4	5	0	16.5		9.80	14.500	40.800	88.090
					4	6	6	6	6	8	5	4	6	6	2	14.1	9.8	9.20	14.190	47.290	
2.	EDHAMMER	Vilhelm	 Trampolinklubben	2005	3	4	2	2	4	4	4	2	2	2	0	17.1		9.30	15.480	41.880	87.815
	BILLVEN		Levo		5	6	7	8	5	8	6	6	5	5	2	13.7	9.1	8.80	14.335	45.935	
3.	JUSSILA	Saku	 FIN, EsTT	2005	6	4	4	4	4	2	4	4	4	4	2	15.8		9.30	14.100	39.200	87.125
					6	5	6	4	5	6	6	6	6	6	1	14.3	10.4	9.60	13.625	47.925	
4.	HOLM	Albert	 DEN, STN	2005	2	4	4	4	4	5	4	5	4	4	2	15.8		9.30	14.190	39.290	87.085
	KRISTENSEN		(Denmark)		6	4	4	5	6	6	8	6	5	8	0	14.2	10.4	9.30	13.895	47.795	
5.	DANNENBERG	Jan	 GER, SG Nied	2005	2	4	2	4	4	3	4	4	4	6	0	16.3		9.30	13.480	39.080	83.735
			GER		6	5	7	4	5	6	6	6	6	6	0	14.3	7.8	9.40	13.155	44.655	
6.	ORSINI	Luca	 DEN, Greve	2006	4	4	2	4	4	6	4	4	4	5	0	15.9		9.60	13.035	38.535	82.870
			(DEN)		3	3	3	4	4	6	4	4	4	6	2	15.7	6.4	9.20	13.035	44.335	
7.	SJOBLOM	Linus	 Trampolinklubben	2005	4	4	6	4	4	4	5	6	6	8	1	14.8		9.40	13.625	37.825	81.305
			Levo		6	8	8	6	6	6	6	6	6	8	4	13.0	8.4	9.30	12.780	43.480	
8.	CIRULIS	Daniels	Daugmale	2006	4	4	6	6	4	6	5	4	6	6	0	14.9		9.40	13.175	37.475	81.150
					4	4	5	4	4	6	6	4	4	6	1	15.2	5.6	9.60	13.275	43.675	
9.	LAMMERT	Jonathan	 Västra	2006	6	6	6	6	5	4	6	7	6	7	0	14.1		9.60	13.205	36.905	80.150
			Frölunda		6	6	6	6	8	8	8	6	8	8	0	13.0	7.6	9.60	13.045	43.245	
			Trampolinklubb																		
10.	JENSEN	Oscar	 DEN, KTK	2005	4	6	5	6	5	7	6	6	6	6	4	13.9		9.50	13.260	36.660	80.090
					6	8	6	6	6	8	7	6	8	8	0	13.1	8.2	9.20	12.930	43.430	
11.	DROUGGE	Malte	 Trampolinklubben	2005	4	4	4	6	4	6	5	4	5	5	4	14.9		9.40	14.965	39.265	80.025
			Levo		4	4	5	5	5	4	6	5	6			13.6	4.5	8.80	13.860	40.760	
12.	BALLAN	Alexander	KTK	2005	5	6	4	5	4	5	5	5	6	8	0	14.7		9.10	13.200	37.000	79.930
					6	7	6	6	6	6	7	8	8	6	2	13.2	6.9	9.60	13.230	42.930	
13.	SUCKOW	Marvin	TST Satrup	2005	6	6	6	6	8	6	8	7	8	9	4	12.6		9.30	14.120	36.020	79.375
					6	8	8	7	8	7	8	6	8	8	0	12.6	8.0	9.30	13.455	43.355	
14.	SAILY	Aarni	 FIN, EsTT	2005	3	4	4	4	4	4	6	4	4	4	3	15.6		9.70	11.555	36.855	79.045
					4	4	4	4	4	5	4	4	6	6	0	15.5	5.4	9.80	11.490	42.190	
15.	LEDSTRUP	Malthe	 DEN, Greve	2006	6	6	5	6	6	6	6	6	6	6	0	14.1		9.30	13.075	36.475	77.580
			(DEN)		6	6	6	6	6	6	6	6	6	8	0	13.8	4.9	9.00	13.405	41.105	
16.	LAURSEN	Nikolaj	HTT	2006	6	6	6	6	6	6	6	6	6	6	2	13.8		9.40	12.595	35.795	76.760
					6	6	6	6	6	6	6	6	6	6	0	14.0	4.9	9.60	12.465	40.965	
17.	ITKONEN	Iiro	 FIN, Bounce	2006	6	6	6	6	6	6	5	6	4	4	0	14.5		9.70	12.965	37.165	76.615
			FIN		7	6	8	7	6	6	8	8	8	7	2	12.7	4.7	9.30	12.750	39.450	
18.	HOLMQUIST	Oskar	 Gymnastikklubben	2005	6	6	6	6	7	6	8	6	6	8	0	13.5		9.20	12.685	35.385	75.820
			Frivolten		4	6	6	8	6	8	7	6	6	8	0	13.5	5.4	9.20	12.335	40.435	
19.	SIMONSSON	Olle	 Västra	2006	5	6	6	7	6	6	7	6	7	10	0	13.4		9.70	12.755	35.855	75.310
			Frölunda		6	5	6	6	6	6	8	8	6	8	6	12.9	4.2	9.50	12.855	39.455	
			Trampolinklubb																		
20.	BREINHOLT	Malte	HTT	2006	6	6	6	6	6	6	4	6	6	7	0	14.1		9.60	11.980	35.680	74.095
	JENSEN				6	6	6	8	6	6	6	6	6	7	2	13.5	3.6	9.50	11.815	38.415	
21.	SVENSSON	Albin	 Västra	2006	8	6	6	7	8	6	6	6	8	9	0	13.0		9.20	12.500	34.700	72.745
			Frölunda		8	9	8	8	8	8	8	6	8	9	2	11.8	5.6	8.90	11.745	38.045	
			Trampolinklubb																		
22.	STRÖMBOM	Theo	 Borås	2005	6	6	6	7	7	6	7	6	8		12.1		8.20	11.730	32.030	72.710	
			Gymnastiksällskap		6	6	6	6	6	6	7	6	6	6	3	13.6	4.7	9.20	13.180	40.680	
23.	NYBOE	Patrick	HTT	2006	6	5	4	6	7	8	6	6	7	6	0	13.9		9.50	11.405	34.805	72.630
					6	4	6	7	8	6	6	6	6	8	2	13.5	2.9	9.70	11.725	37.825	
24.	BRAGDE-	Oscar	 Västra	2006	6	7	8	8	6	6	6	6	7	7	0	13.3		9.70	11.285	34.285	71.095
	PETTERSSON		Frölunda		6	6	8	8	6	6	6	6	7	6	0	13.5	2.3	9.50	11.510	36.810	
			Trampolinklubb																		
25.	WEGNER	Eddie	KGK	2006	6	8	8	6	6	8	8	8	8	10	0	12.4		9.20	12.010	33.610	71.015
					8	7	8	8	9	9	8	8	8	9	2	11.6	4.8	9.30	11.705	37.405	

				S1	S2	S3	S4	S5	S6	S7	S8	S9	S10	L	E	D	H	Time	Total	Score		
26.	LENJESSON	Noah	 Borås Gymnastiksällskap	2006	5	5	4	6	6	4	6							10.4	6.40	9.445	26.245	70.675
					5	5	6	6	6	6	6	6	6	1	14.1	9.0	8.60	12.730	44.430			
27.	ROSENTHAL	Anton	 Västra Frölunda Trampolinklubb	2006	6	6	6	7	6	6	6	8	8	10	4	12.7		9.40	11.580	33.680	70.640	
					6	6	7	6	6	4	6	7	8	9	4	13.1	2.8	9.50	11.560	36.960		
28.	JÖRGENSEN	Lucas	 DEN, STN (Denmark)	2006	6	8	8	9	6	7	6	6	7	10	2	12.5		9.20	11.185	32.885	70.485	
					6	8	8	8	8	8	8	6	6	10	1	12.3	4.8	9.30	11.200	37.600		
29.	KVALNES	Casper	 Gymnastikklubben Frivolten	2006	6	6	6	8	6	6	6	6	8	8	0	13.4		9.80	10.715	33.915	70.180	
					6	8	6	8	6	6	6	6	8	7	0	13.3	2.3	9.90	10.765	36.265		
30.	HÖGLING	Melwin	 SWE, öFK	2006	6	7	8	8	8	7	6	9	8	10	20	10.3		9.20	12.390	31.890	69.975	
					6	6	6	8	8	7	8	10	7	10	4	12.0	4.9	9.40	11.785	38.085		
31.	FUNCH	Viktor	 DEN, KTK	2005	6	6	8	6	8	6	6	6	8	8	2	13.0		9.80	10.245	33.045	68.770	
					6	6	8	7	8	6	6	6	8	8	2	12.9	2.1	9.90	10.825	35.725		
32.	SCHANZE	Phil	TST Satrup	2005	8	7	6	8	8	6	8	7	8	7	4	12.3		9.70	10.840	32.840	68.595	
					8	8	8	8	10	8	6	8	8	6	0	12.2	3.8	9.40	10.355	35.755		
33.	WESSMAN	Fabian	 Upplands Väsby Gymnastikklubb	2006	8	8	8	8	7	7	7	8	9	8	0	12.2		9.80	10.655	32.655	67.610	
					8	10	8	8	8	7	6	8	8	8	2	11.9	2.7	9.60	10.755	34.955		
34.	AHONEN	Sakari	 FIN, Bounce FIN	2006	5	6	4	4	2	4	5							11.0	6.90	8.385	26.285	65.910
					6	6	6	8	6	6	4	6	6	7	0	13.9	4.9	9.50	11.325	39.625		
35.	STOUGAARD	Johannes	HTT	2006	8	8	8	6	8	6	6	7	8	8	4	12.3		9.30	10.640	32.240	64.905	
					8	8	8	8	8	6	6	6	7		11.5	2.3	8.70	10.165	32.665			
36.	PEDERSEN	Frederik	 DEN, Greve (DEN)	2006	6	6	6	6	7	6	8	6	6	6	1	13.6		9.30	1.240	24.140	62.195	
					8	6	6	6	6	6	6	6	5	0	13.9	2.1	9.70	12.355	38.055			
37.	KOLDKJØR	Aksel	 DEN, STN (Denmark)	2005	3	4	4	4	4	4	4	4	5	6	0	15.8		9.40	14.760	39.960	59.640	
					6	6	6	7							5.5	5.2	3.40	5.580	19.680			
38.	SKOGLUND	M?ns	 Borås Gymnastiksällskap	2005	4	5	4	5	6	6	6	6	6	2	14.4		9.20	13.165	36.765	50.490		
					5	4	4								4.7	2.3	2.60	4.125	13.725			
39.	BJÖRKMAN	Douglas	 Upplands Väsby Gymnastikklubb	2006	8	9									2.3		1.70	2.610	6.610	42.720		
					8	8	6	6	8	6	8	7	10	10	2	12.1	3.2	9.30	11.510	36.110		
40.	WALTOFT	Sebastian	 DEN, Greve (DEN)	2005	5	6	6	6	6	8	8	7	6	8	3	13.1		9.00	12.745	34.845	39.115	
					8										1.2	1.1	0.80	1.170	4.270			